



Services and places in aged care

What is the capacity of the aged care system?

Australia’s aged care system provided around 283,000 government-subsidised places at 30 June 2016. Of these, 70% were in residential care and 28% in home care. Transition care accounted for the remaining 2% of places.

How has the number of aged care places changed overtime?

As people in Australia live longer, they are more likely to need aged care support. In response to the ageing population, the number of places has increased over the last decade (Figure 1).

The most significant growth has been in home care—increasing from 19% of all places in 2006 to 28% in 2016.

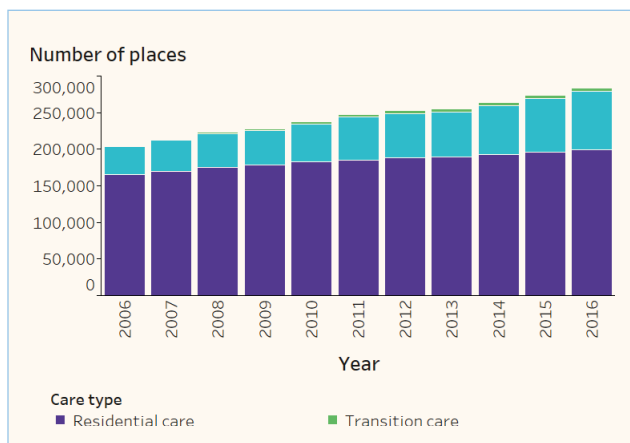


Figure 1: Number of places in aged care services, 2006 to 2016

How is the number of places determined?

Places in aged care are allocated relative to the population who might need care, which for planning purposes is people aged 70 and over. This allocation of places relative to the population is called the ‘provision ratio.’

On 30 June 2016, there were 113.2 aged care places per 1,000 people aged 70 and over in Australia. The Northern Territory had the highest provision ratio at 194.8 places (Figure 2). This reflects provision for people who are more likely to use aged care services before the age of 70, such as Aboriginal and Torres Strait Islander people.

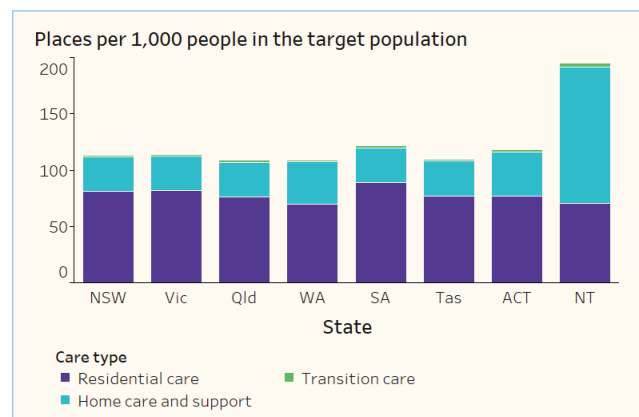


Figure 2: Places in aged care services per 1,000 people aged 70 and over, 30 June 2016

The Northern Territory is the only state with a higher provision in home care (121 places) than in residential care (70.8 places). South Australia has the highest provision ratio in residential care (89 places) (Figure 2).

Who manages aged care services?

Not-for-profit organisations manage close to two-thirds (65%) of all aged care services in Australia, followed by private (21%) and government organisations (14%).

How do aged care services vary across the regions of Australia?

The majority (57%) of aged care services are located in Australia's *Major cities*.

The largest proportion of privately-run aged care services (29%) are in *Major cities* and this proportion decreases with remoteness. Comparatively, government-run services increase with remoteness to the point that they account for over half (59%) of aged care services in *Remote and Very remote* regions (Figure 3).

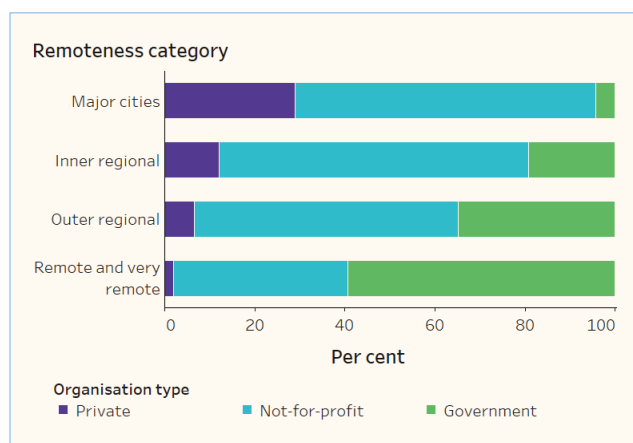


Figure 3: Aged care services by location and organisation type, 30 June 2016

© Australian Institute of Health and Welfare 2016

This product, excluding the AIHW logo, Commonwealth Coat of Arms and any material owned by a third party or protected by a trademark, has been released under a Creative Commons BY 3.0 (CC BY 3.0) licence (<http://creativecommons.org/licenses/by/3.0/au/>).

You may distribute, remix and build upon this work. However, you must attribute the AIHW as the copyright holder of the work in compliance with our attribution policy available at www.aihw.gov.au/copyright/. The full terms and conditions of this licence are available at <http://creativecommons.org/licenses/by/3.0/au/>.

What size are aged care facilities?

Places in residential care services run by government organisations are more likely to be in small facilities. One-fifth (22%) of places in these facilities are in services with 20 or fewer places (Figure 4). Almost half (49%) of privately-run residential places are found in services with more than 100 places (Figure 4).



Figure 4: Places in residential aged care by facility size and organisation type, 30 June 2016

Where can I find out more?

Report on the Operation of the Aged Care Act: Department of Health 2016, 2015–16 *Report on the operation of the Aged Care Act* Accessed 26 July 2017. Available at: <https://agedcare.health.gov.au/publications-and-articles/reports/report-on-the-operation-of-the-aged-care-act-1997>

Suggested citation

Australian Institute of Health and Welfare 2017. GEN fact sheet: Places in aged care in Australia. Aged care series no. XX. Cat. no. YYY. Canberra: AIHW.

ISBN 978-1-74249-726-6 (PDF) 978-1-74249-734-1 (Print) ISSN 1833-0991

Any enquiries about copyright and/or this fact sheet should be directed to the Head of the Digital and Media Communications Unit, Australian Institute of Health and Welfare, GPO Box 570, Canberra ACT 2601, Tel: (02) 6244 1000, Email: info@aihw.gov.au

Information and
data on aged care
in Australia

GEN-agedcaredata.gov.au

Contact

GPO Box 570, Canberra, ACT 2601
(02) 6244 1000 | GEN@aihw.gov.au

