



# Admissions into aged care

Australia's aged care system offers a range of services to support people's varying personal and health circumstances. This fact sheet presents highlights from the GEN topic Admissions into aged care.

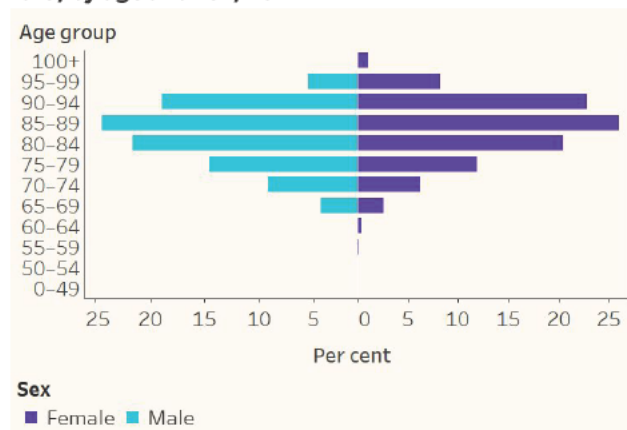
Aged care admissions refer to the number of entries into an aged care service over a specified period, rather than the number of people who entered the service. People are counted as an 'admission' to aged care when they start using a service, and are counted again if they return (excluding short periods of leave). A person's first admission to an aged care service is counted only once, although they will have multiple first admissions should they use a range of aged care services. Data on this fact sheet relate to admissions to residential care, home care and transition care.

In 2021–22, there were around 265,000 admissions to aged care services in Australia (over 69,000 to permanent residential care, almost 83,000 to respite residential care, over 95,000 to home care, and over 18,000 to transition care).

## Aged care admissions by age and sex

Although the majority of aged care admissions are for older people, admissions for younger people also occur. In 2021–22, over 2,500 admissions to aged care services were for people aged under 65 (representing 1% of total admissions). More women than men are entering aged care; nearly 3 in 5 (59%) admissions to aged care services were for women. Women entering permanent residential aged care for first time are older than men entering for the first time (Figure 1).

**Figure 1: First admissions into permanent residential care, by age and sex, 2021–22**

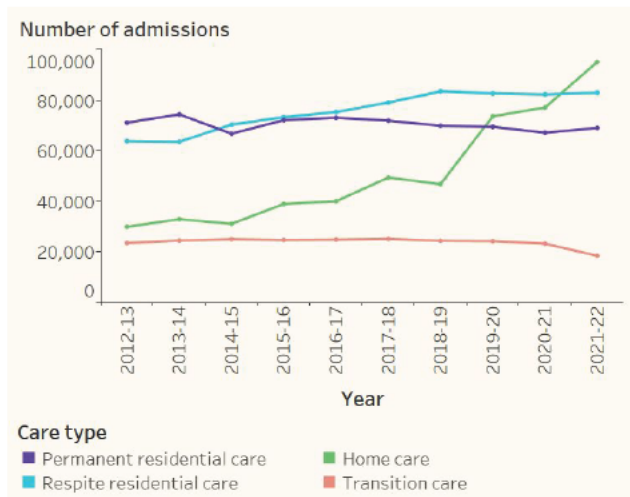


## Aged care admissions over time

More people in Australia are now entering aged care services than 10 years ago, which partly reflects the growing older population.

Since 2012–13, the number of annual admissions to aged care services has increased by 41% (from around 188,500 to over 265,000 admissions). The number of admissions to permanent residential care has decreased by 2.9%, whereas admissions to respite residential care increased by 30%. The largest increase in admissions was to home care, which saw a 217% increase in admissions over the decade (Figure 2).

**Figure 2: Total admissions to aged care services, by care type, 2012–13 to 2021–22**



## Aboriginal and Torres Strait Islander Australians admissions to aged care

Indigenous Australians are eligible to receive aged care services at an earlier age than non-Indigenous people. In 2021–22, Indigenous Australians accounted for 1.7% of admissions to aged care services.

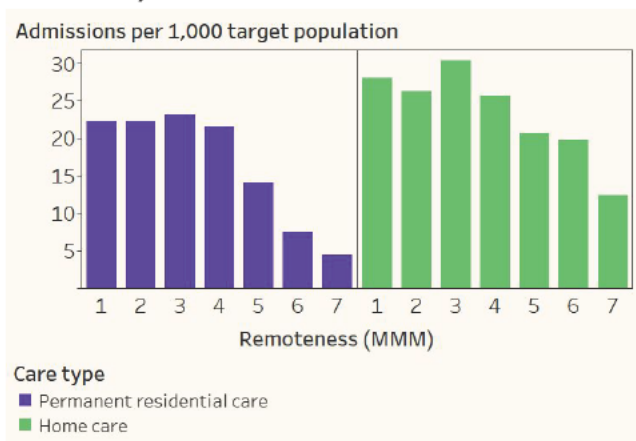
Admissions to aged care for Indigenous Australians more commonly occurred at younger ages than for non-Indigenous Australians. 16% of admissions to permanent residential care were for Indigenous Australians aged under 65, compared with 0.7% for non-Indigenous Australians.

## Remoteness

The proportion of admissions to aged care services for people in the target population varies between remoteness areas. The location of services may mean that people living in remote areas need to move to more populated areas to access higher-level aged care services.

The Modified Monash Model (MMM) is one of several classifications for defining whether a location is a city, rural, remote or very remote. The model measures remoteness and population size on a scale of Modified Monash (MM) category MM 1 (metropolitan areas) to MM 7 (very remote communities). In 2021–22, across most aged care services, with the exception of transition care, rates of admissions were highest in regional centres, large and medium rural towns (MM 2–4). The rate of admissions to permanent residential aged care was highest in more densely populated areas (MM 1–4) and declined with increasing remoteness (Figure 3).

**Figure 3: Total admissions to permanent residential care and home care per 1,000 target population, by remoteness, 2021–22**



Note: Only the total admissions for people aged 70 and over and a target population of all people aged 70 and over was used for these calculations to align with Australian Government planning ratios.



© Australian Institute of Health and Welfare 2023

All material presented in this document is provided under a Creative Commons Attribution 4.0 International licence, with the exception of the Commonwealth Coat of Arms (the terms of use for the Coat of Arms are available at <https://www.pmc.gov.au/government/commonwealth-coat-arms>) or any material owned by third parties, including for example, design, layout or images obtained under licence from third parties and signatures. All reasonable efforts have been made to identify and label material owned by third parties.

The details of the relevant licence conditions are available on the Creative Commons website (available at <https://creativecommons.org>), as is the full legal code for the CC BY 4.0 licence.

## Admissions for people from culturally and linguistically diverse backgrounds

Many older Australians, including those living in residential aged care, were born overseas, speak a variety of languages, may not speak English fluently or have different religious or cultural practices. These characteristics can influence how people access and engage with aged care services and the support they require.

Across all aged care services in 2021–22, close to 1 in 4 (23%) admissions were for people born in non-English-speaking countries. The greatest proportion of admissions for people who preferred to speak a language other than English was to home care (16%).

## COVID-19 and aged care admissions

Australia has faced significant challenges during the COVID-19 pandemic. COVID-19 can be more serious for people who have pre-existing health conditions, including older Australians.

Most of Australia's residential aged care homes experienced a COVID-19 outbreak during 2021–22 (2,570 facilities experienced one or more outbreaks in 2021–22). The number of people entering aged care homes may have been impacted by these outbreaks. In some cases, people may have chosen not to enter care due to the risks of virus transmission, choosing instead to seek assistance from formal community care services or to receive additional informal support from family, friends or neighbours.

For further information on aged care services and the COVID-19 pandemic, see the Report on the Operation of the Aged Care Act and the [COVID-19 outbreaks in Australian residential aged care facilities](#) weekly report.

## Where can I find out more?

### GEN Topic: Admissions into aged care

<<https://www.gen-agedcaredata.gov.au/Topics/Admissions-into-aged-care>>

### Suggested citation

Australian Institute of Health and Welfare 2023. GEN fact sheet 2021–22: Admissions into aged care. Canberra: AIHW.

ISBN 978-1-76054-310-5

Any enquiries about copyright and/or this fact sheet should be directed to the Australian Institute of Health and Welfare, GPO Box 570, Canberra ACT 2601, Tel: (02) 6244 1000, Email: <[info@aihw.gov.au](mailto:info@aihw.gov.au)>

Information and  
data on aged care  
in Australia

[GEN-agedcaredata.gov.au](https://www.gen-agedcaredata.gov.au)

## Contact

GPO Box 570, Canberra, ACT 2601  
(02) 6244 1000 | [GEN@aihw.gov.au](mailto:GEN@aihw.gov.au)

