



# People using aged care

In 2018–19, over 840,000 people used entry-level home support services from the Commonwealth Home Support Program (CHSP), more people than any other aged care service.

This factsheet presents highlights from the GEN topic People using aged care. The rest of this factsheet presents data on people using mainstream aged care (residential aged care, home care, and transition care) on 30 June 2019.

## More people are using aged care services

The number of people living in residential aged care, home care, and transition care has increased over the last decade (Figure 2).

Home care has seen the most growth, increasing by 142% between 2009 and 2019, while the number of people living in residential aged care increased by 15% (Figure 1).

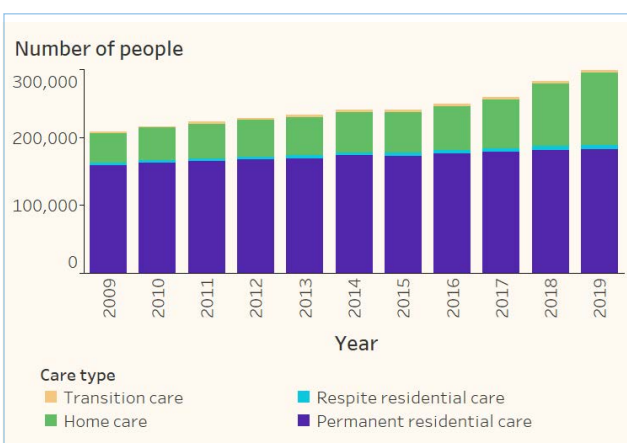


Figure 1: People using mainstream aged care, by care type, 30 June 2009–2019

## Age profiles vary between types of care

People living in residential aged care are somewhat older than those using home care.

A higher proportion of people living in residential aged care were aged 85 years and over (58%) compared with those using home care (42%).

## Women outnumber men in aged care

Women in Australia have a longer life expectancy than men and so are more likely to need to access aged care services. Accordingly, 2 in 3 people living in residential aged care and home care services were women.

A larger proportion of men living in residential aged care and home care were in younger age groups compared with women (Figure 2).

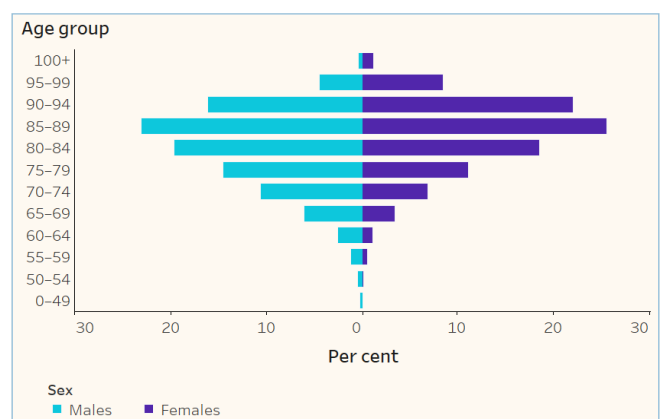


Figure 2: People living in residential aged care and home care, by age and sex, 30 June 2019

## Indigenous Australians are underrepresented in residential aged care

Aboriginal and Torres Strait Islander Australians make up an estimated 3% of Australia's population, compared with less than 1% of people living in mainstream residential aged care and 4% in home care.

Indigenous Australians are more likely to use aged care services earlier in life than their non-Indigenous counterparts. A higher proportion of Indigenous Australians living in residential aged care are in younger age groups, compared with non-Indigenous people (Figure 3).

The National Aboriginal and Torres Strait Islander Flexible Aged Care Program also provides services, but data on people using those services are not available.

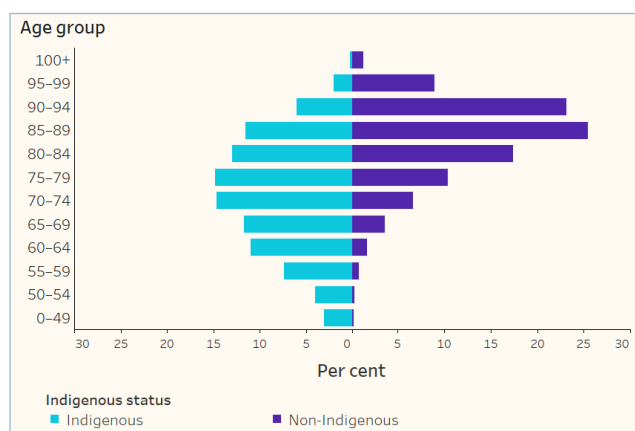


Figure 3: People living in residential aged care, by age and Indigenous status, 30 June 2019

## Major cities have higher rates than rural areas

Most residential aged care services are located in cities. This is reflected in usage rates—generally, people of all ages use permanent residential aged care at higher rates in *Major cities* than in other remoteness areas across Australia, although usage rates increase the most sharply with age in *Major cities*. *Regional and remote* areas have lower usage rates of aged care services, which may be because people move to access aged care services. Home care services do not show as much difference between remoteness areas, suggesting a more even usage.

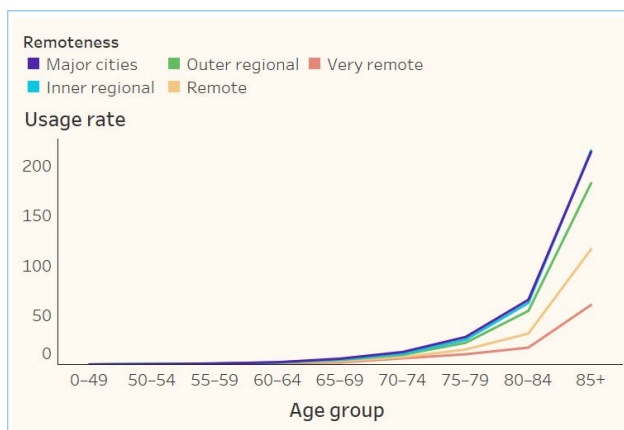


Figure 4: Proportion of people in permanent residential aged care, by remoteness, 30 June 2019

## Where can I find out more?

### Report on the operation of the Aged Care Act 1997:

Department of Health 2018. 2017–18 Report on the operation of the *Aged Care Act 1997*. Accessed 20 January 2019. Available at: <https://www.gen-agedcaredata.gov.au/Resources/Reports-and-publications/2018/November/2017-18-Report-on-the-Operation-of-the-Aged-Care-A>

### Suggested citation

Australian Institute of Health and Welfare 2020. GEN fact sheet 2018–19: People using aged care. Canberra: AIHW.

ISBN 978-1-76054-311-2

Any enquiries about copyright and/or this fact sheet should be directed to the Australian Institute of Health and Welfare, GPO Box 570, Canberra ACT 2601, Tel: (02) 6244 1000, Email: [info@aihw.gov.au](mailto:info@aihw.gov.au)

© Australian Institute of Health and Welfare 2020



This product, excluding the AIHW and GEN logos, Commonwealth Coat of Arms and any material owned by a third party or protected by a trademark, has been released under a Creative Commons BY 3.0 (CC BY 3.0) licence

(<http://creativecommons.org/licenses/by/3.0/au/>).

You may distribute, remix and build upon this work. However, you must attribute the AIHW as the copyright holder of the work in compliance with our attribution policy available at [www.aihw.gov.au/copyright/](http://www.aihw.gov.au/copyright/). The full terms and conditions of this licence are available at <http://creativecommons.org/licenses/by/3.0/au/>.

Information and data on aged care in Australia

GEN-agedcaredata.gov.au

## Contact

GPO Box 570, Canberra, ACT 2601  
(02) 6244 1000 | [GEN@aihw.gov.au](mailto:GEN@aihw.gov.au)

