



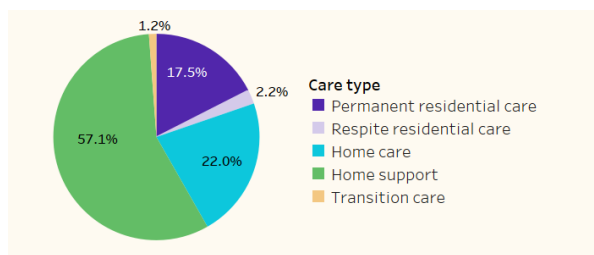
Commonwealth Home Support Programme (CHSP)

The Commonwealth Home Support Programme (CHSP or home support) provides entry-level support for older people to live independently in their homes and communities. This fact sheet presents highlights from the GEN CHSP dashboard, as well as data from other published reports.

People using home support

In 2022–23, over 816,000 people accessed home support, accounting for three-fifths of people using aged care (Figure 1).

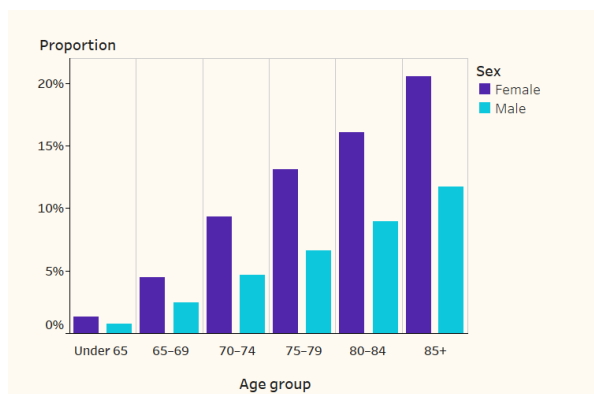
Figure 1: Proportion of people using aged care by program type, 2021–22



Source: 2022–23 Report on the Operation of the Aged Care Act 1997
Note: Percentages may not add to 100 due to rounding

The number of women using home support was nearly double that of men (Figure 2). Approximately 2.1% of people using home support were aged under 65, while over half (57%) were aged 80 years and over.

Figure 2: Proportion of people using home support, by age group and sex, 2022–23



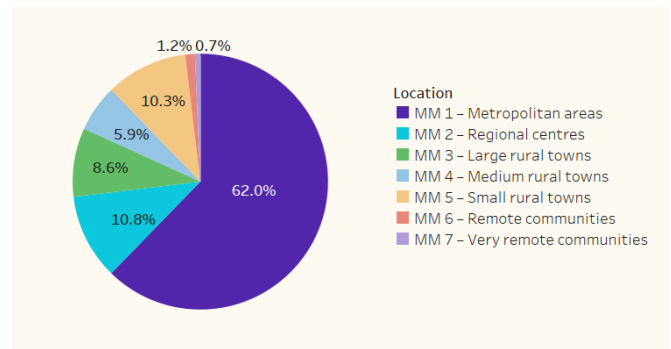
Notes: Excludes unknown age/sex and the 0.02% of people who identified as intersex/indeterminate sex. Proportions sum to 100%.

Home support clients by remoteness

The Modified Monash Model (MMM) classification system defines whether a location is a city, rural, remote or very remote. MM 1 is for metropolitan areas, including Australia's major cities, and MM 7 is for very remote communities, such as Longreach.

In 2022–23, 62% of people using home support lived in metropolitan areas (MM 1), 11% lived in regional centres (MM 2), 25% lived in rural towns (MM 3–5) and 1.9% lived in remote and very remote communities (MM 6–7) (Figure 3).

Figure 3: Proportion of people using home support, by remoteness, 2022–23



Note: Does not include unknown location

Characteristics of people using home support

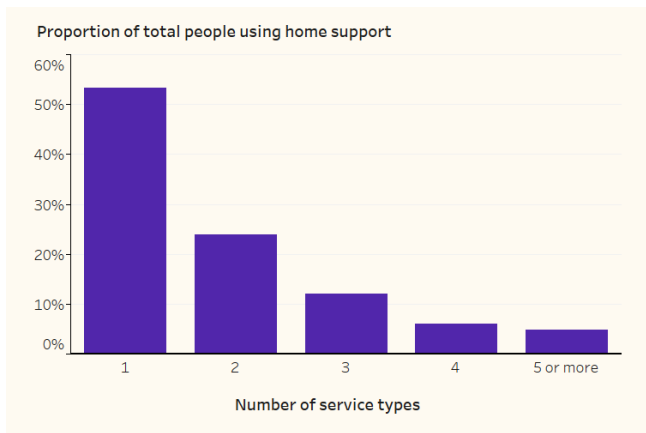
Of people using home support in 2022–23:

- 2.9% were Aboriginal or Torres Strait Islander (First Nations) people
- 21% were from non-English-speaking countries
- 13% had a carer (family members, friends or neighbours who provide regular care and assistance)
- 61% were in private residences owned by themselves or their family
- 38% were living alone, and 26% were living with their spouse or partner (without dependents).

Organisations and services

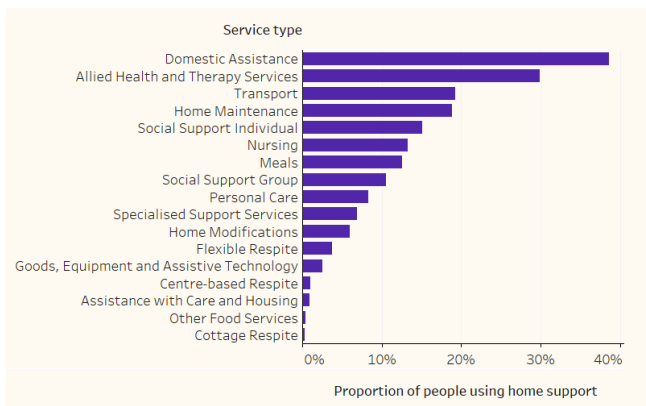
In 2022–23, more than 1,300 organisations were funded to deliver home support services. Around 77% of people using home support received either one or two service types. Around 5% received five or more service types (Figure 4).

Figure 4: Number of service types received by people using home support, 2022–23



Domestic Assistance – including general house cleaning, shopping (delivered to home) and linen services – was most commonly used, with close to 315,000 people receiving this service (39% of all people using home support) (Figure 5).

Figure 5: Proportion of people using home support, by service type, 2022–23

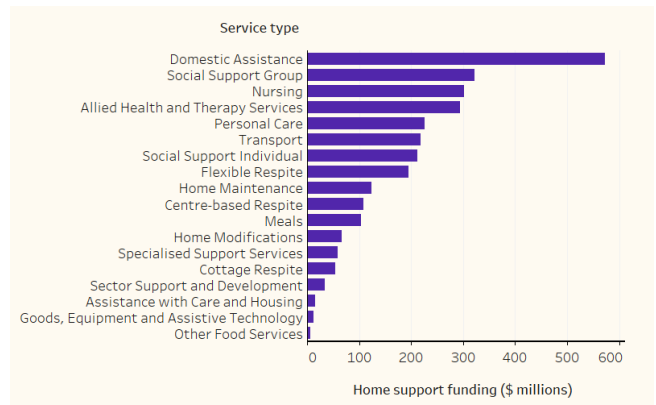


Funding and fees

Home support is a grant-funded program. During 2022–23, the Australian Government provided almost \$3.0 billion for the delivery of home support services. The average grants funding per person in home support was approximately \$3,584; however, there is significant variation in funding between people.

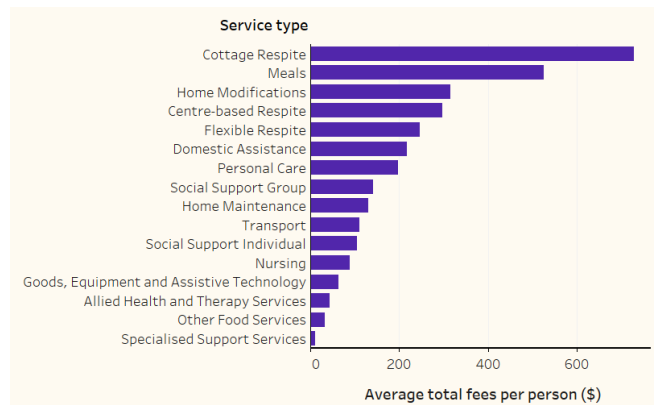
The top three services by expenditure were: Domestic Assistance (20% of total home support funding; \$573 million), Social Support Group (11%; \$322 million), and Nursing (10%; \$302 million) (Figure 6).

Figure 6: Government expenditure on home support, by service type, 2022–23



Some people using home support may contribute to the cost of their care. In 2022–23, Cottage Respite services had the highest average total fees: \$728 per person over the year (Figure 7). The services with the greatest amount of fees spent overall were: Domestic Assistance (\$73 million), Meals (\$58 million) and Home Maintenance (\$21 million).

Figure 7: Average total fees per person over the year by service type, 2022–23



Where can I find out more?

GEN Dashboard: Commonwealth Home Support Programme aged care services 2022–23

<https://www.gen-agedcaredata.gov.au/resources/dashboards/commonwealth-home-support-programme-aged-care-services-2022%E2%80%9323>

© The Australian Institute of Health and Welfare 2024



All material presented in this document is provided under a Creative Commons Attribution 4.0 International licence, with the exception of the Commonwealth Coat of Arms (the terms of use for the Coat of Arms are available at <https://www.pmc.gov.au/government/commonwealth-coat-arms>) or any material owned by third parties, including for example, design, layout or images obtained under licence from third parties and signatures. All reasonable efforts have been made to identify and label material owned by third parties.

The details of the relevant licence conditions are available on the Creative Commons website (available at <https://creativecommons.org>), as is the full legal code for the CC BY 4.0 license.

Suggested citation

Australian Institute of Health and Welfare (2024) *GEN fact sheet 2022–23: Commonwealth Home Support Programme*, AIHW, Australian Government.

Any enquiries about or comments on this publication should be directed to: Australian Institute of Health and Welfare, GPO Box 570, Canberra ACT 2601
Tel: (02) 6244 1000 | Email: GEN@aihw.gov.au